
























Which Medela Breast Pump is best for you?	Ideal for the mom....	Performance	Ease of Use	Comfort	Battery	Noise Level
 <p>Symphony PLUS® Hospital Grade (multi-user) Double Electric Breast Pump</p>	<p>...who needs to INITIATE & BUILD her milk supply from the very beginning with the assistance of a breast pump. Best for moms of multiples, preemies or infants who have latch complications. (Daily use, frequent pumping)</p>	<p>Hospital Performance with Initiation technology™ 2-Phase Expression® technology</p>	<ul style="list-style-type: none"> - Closed system at the pump to stop milk from entering the motor - Pre-programmed initiation software - Turn knob control 	<p>PersonalFit™ PLUS – oval shape for comfort & better fit.</p>  <p>Select Symphony kits, sold separately</p>	<p>Option 1: No Battery</p>  <p>Option 2: Internal rechargeable. Up to 4 sessions.</p>	
 <p>Sonata® Double Electric Breast Pump</p>	<p>... who is looking for hospital performance with 2 clinically tested pumping rhythms in a connected, whisper quiet breast pump. (Daily use, frequent pumping)</p>	<p>Hospital Performance with Responsive Pump technology 2-Phase Expression® technology</p>	<ul style="list-style-type: none"> - Closed system at the kit to stop milk from entering the tubing. - Few parts, easy to clean & assemble - Touchscreen control 	 <p>PersonalFit Flex™ – Oval shape for comfort & better fit. Flex breast shields with soft rim.</p>	 <p>Internal rechargeable, lasts up to 4 sessions.</p>	
 <p>Freestyle Flex™ Double Electric Breast Pump</p>	<p>... who wants the flexibility to pump anywhere anytime with a compact, connected & USB chargeable breast pump. (Daily use, frequent pumping)</p>	<p>2-Phase Expression® technology</p>	<ul style="list-style-type: none"> - Closed system at the kit to stop milk from entering the tubing. - Few parts, easy to clean & assemble - Touchscreen control 	 <p>PersonalFit Flex™ – Oval shape for comfort & better fit. Flex breast shields with soft rim.</p>	 <p>Internal rechargeable, lasts up to 8 sessions.</p>	
 <p>Pump In Style® Double Electric Breast Pump</p>	<p>... who is looking for a highly effective, hospital performance breast pump that is easy to use. (Daily use, frequent pumping)</p>	<p>Hospital Performance with MaxFlow™ technology 2-Phase Expression® technology</p>	<ul style="list-style-type: none"> - Closed system at the kit to stop milk from entering the tubing. - Few parts, easy to clean & assemble - 4 easy to use push buttons. 	 <p>PersonalFit Flex™ - Oval shape for comfort & better fit. Flex breast shields with soft rim Select models include PersonalFit™ PLUS breast shields</p>	 <p>External battery pack**</p>	
 <p>Swing® Single Electric Breast Pump</p>	<p>...who wants the quality and strength of Medela in an easy to use, single electric breast pump. (Occasional pumping)</p>	<p>2-Phase Expression® technology</p>	<p>4 easy to use push buttons</p>	 <p>PersonalFit™</p>	 <p>Internal battery compartment**</p>	
 <p>Harmony® Manual Breast Pump</p>	<p>...who is primarily breastfeeding or looking to complement to her double electric breast pump with an ergonomically designed manual breast pump. (Occasional pumping)</p>	<p>2-Phase Expression® technology</p>	<p>Personalized control – speed and vacuum controlled by mom</p>	 <p>PersonalFit™</p>	<p>n/a</p>	

Content appearance may vary from picture. Contents included may vary by breast pump model.